




FIRST[®] LEGO[®] League Team Tournament Information Packet



www.firstinspires.org

200 BEDFORD STREET ■ MANCHESTER, NH 03101



FOR INSPIRATION & RECOGNITION OF SCIENCE & TECHNOLOGY

Table of Contents

Tournament Date, Time, Location and Contact..... 3

Basic Schedule..... 3

Directions..... 4

Parking..... 4

Food..... 7

Dress 6

Team Size 9

Team Check-in 9

Pit Area 9

Coaches' Meeting..... 11

Judging..... 11

 Robot Design Judging 13

 Project Judging..... 13

 Core Values Judging 13

Opening Ceremony 13

Spectators 13

Robot Game 14

Awards..... 14

Championship Advancement 15

What is *Gracious Professionalism*[®]? 15

Tournament Cancellation Policy 15

Competition Day Checklist..... 16

Walton Robotics Regional FIRST® LEGO® League Qualifier

Tournament Date, Time, Location, and Contact

Date: December 4, 2021

Time: 8:00 AM – 5:30 PM

Location: Walton High School Dining Hall, 1590 Bill Murdock Rd, Marietta, GA 30062

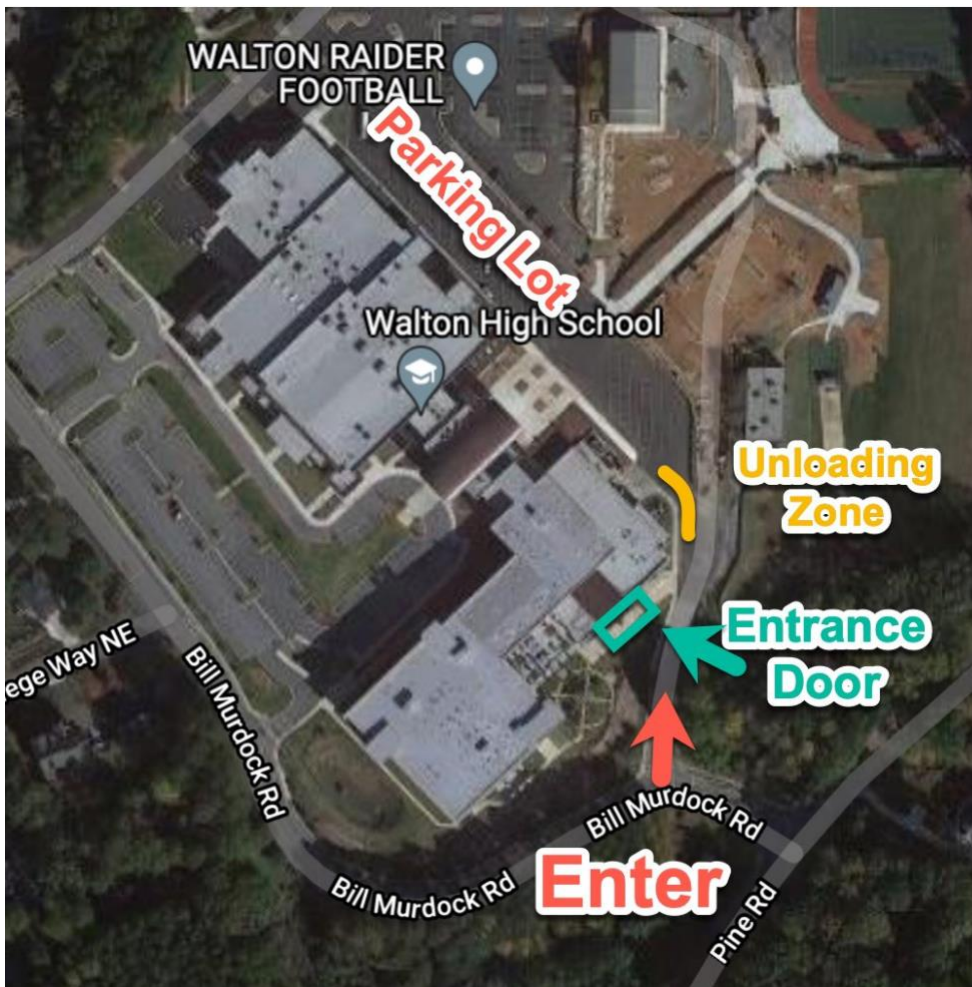
Tournament Contact: Rhonda Knabb – rhonda.knabb@waltonrobotics.org

Basic Schedule

Time	Activity
8:00 AM	Team Check-in & Pits Open
8:30 AM	Coaches Meeting
9:00 AM	Opening Ceremony
9:30 AM	Judging and Matches
11:00 AM	Break
11:15 AM	Judging and Matches resume
1:00 PM	Lunch
2:00 PM	Matches
4:00 PM	Pit Break Down & Deliberations
5:00 PM	Awards Ceremony

Directions

Walton High School is located north of I-285, east of I-75 and west of GA400. Turn into the bus entrance, which is the entrance closest to the Bill Murdock Rd and Pines Rd intersection. **There will be an unloading zone marked near the tournament entrance and then after you have unloaded you will park in the parking lot behind the school in the bus lanes.** You will enter the tournament via the doors to the Dining Hall as illustrated in the picture below. It is important that all attendees enter through the external Dining Hall doors as illustrated so that we don't interfere with testing. Please pass this information on to your parents and any other spectators that may want to attend.





Team Information Packet 2021

FLL Event Entrance:



FLL Loading Zone:



Coming South on I-75 from I-575 and Kennesaw:
Exit I-75 South at N 120 Loop (Exit 265)
Turn left at bottom of exit ramp onto the 120 Loop
Follow the Loop to the Roswell/Marietta Exit (first actual exit ramp you see)
Turn left onto Hwy. 120
Follow Hwy. 120 to Providence Road (after Old Canton road stoplight)
Make a left onto Providence Road
At first stop sign, turn left onto Pine Road
Next stop sign, turn left onto Bill Murdock Road
Follow FLL signs to the parking area.

Coming North on I-75 from Smyrna and I-285:
Exit I-75 North at S 120 Loop (Exit 263)
Turn right at end of exit ramp onto the 120 Loop
Follow the Loop to the Roswell/Marietta Exit (first actual exit ramp you see)
Turn right onto Hwy. 120
Follow Hwy. 120 to Providence Road (after Old Canton road stoplight)
Make a left onto Providence Road
At first stop sign, turn left onto Pine Road
Next stop sign, turn left onto Bill Murdock Road
Follow FLL signs to the parking area.

From GA400 and I-285 area:
Go west on I-285 Exit I-285 at Riverside Drive (Exit 24)
Go north on Riverside Drive. Follow many curves on Riverside Drive until the stoplight at Johnson Ferry Road (large intersection at bottom of twisty hill)
Turn left onto Johnson Ferry Road heading north
Turn left onto Roswell Road (Hwy. 120) (You will pass Lower Roswell Road...different road so keep going)
Turn right onto Providence Road (at Advanced Auto Parts and Fifth Third Bank)
Turn right at first stop sign onto Pine Road
Turn left at next stop sign onto Bill Murdock Road
Follow FLL signs to the parking area.

From Northern GA400:
Exit GA400 South at Holcomb Bridge Road (Exit 7)
Turn right (west) onto Holcomb Bridge Road
Turn left onto Highway 9 (Chick-fil-A is on your right)
In downtown Roswell, turn right onto Hwy. 120/Marietta Highway (at the Roswell Square)
Follow Hwy 120 into Cobb County to Johnson Ferry Road
Continue past Johnson Ferry Road to Providence Road (next stoplight)
Turn right onto Providence Road (at Advanced Auto Parts and Fifth Third Bank)
Turn right at first stop sign onto Pine Road
Turn left at next stop sign onto Bill Murdock Road
Follow FLL signs to the parking area.

Food

Concessions will be available in the Dining Hall where teams can buy breakfast and lunch. The concession menu will likely be as follows:

Menu:

- Breakfast
 - Donuts
 - Fruit
 - Coffee/tea/water

- Lunch
 - Pizza
 - Chips & Fruit
 - Candy

- Drinks
 - Water
 - Soda
 - Gatorade

Lunch Preorders:

If you would like to pre-order lunches for your FLL team, please download the 2021 Walton HS FLL Tournament Lunch Preorder Due Nov30 Excel spreadsheet available at: <https://waltonrobotics.org/fll-tournaments/fll-tournament-dec-4-2021/> and email it to Benedict Juston at benedictejuston@hotmail.com by Nov 30th.

A list of nearby restaurants (within 2-3 miles from venue) is included on the next page.

Food is permitted only in the **Dining Hall and the adjacent outside courtyard.**

Teams can bring their own food and drinks as well as coolers.

Nearby Restaurants:

<p>Johnny's Pizza Parkaire Landing Shopping Center 4880 Lower Roswell Road Strip mall behind Taco Bell Thin- & thick-crust pies & Italian fare Phone: 770-578-6606</p>	<p>Capozzi's Pizza East Cobb Crossing Shopping Center 4285 Roswell Rd No-frills joint for NYC-style pies Phone: 770-321-5550</p>
<p>Domino's Pizza Pizza Delivery · 4724 Lower Roswell Rd Ste 101 Phone: 770-641-7020</p>	<p>Papa John's Pizza Pizza Delivery · 4811 Lower Roswell Rd Phone: 770-971-1411</p>
<p>Chin Chin Chinese Restaurant Restaurant · 617 Johnson Ferry Rd Chinese standards in relaxed digs Phone: 678-560-5550</p>	<p>Hong Kong Star Chinese Cuisine Chinese · 4719 Lower Roswell Rd #110 Snazzy spot for classic eats & cocktails Phone: 770-509-2129</p>
<p>Chopsticks China Bistro Restaurant · 3822 Roswell Rd Unfussy setting for Chinese eats Phone: 770-971-8118</p>	<p>Panda Express Restaurant · 4275 Roswell Rd Simple Chinese fast-food chain Phone: 770-509-6708</p>
<p>Whole Foods Merchant's Walk 1311 Johnson Ferry Rd #580, Marietta, GA 30068 Phone: 678-996-9700</p>	<p>Panera Bread The Avenue East Cobb, 4475 Roswell Rd Bakery/cafe chain with free WiFi Opens at 7:00 AM Phone: 770-565-5338</p>
<p>Subway Providence Square Shopping Center 4101 Roswell Rd, Suite 903 Build-your-own sandwich chain 770-578-4457</p>	<p>Subway Parkaire Landing Shopping Center, 4880 Lower Roswell Rd #115 Build-your-own sandwich chain Phone: 770-578-4457</p>
<p>Chick-fil-A Woodlawn Square 1201 Johnson Ferry Rd Phone: 770-565-4653</p>	<p>Which Wich design-your-own sandwiches 1401 Johnson Ferry Rd Suite 310, Marietta, GA 30062 Phone: 770-321-9424</p>
<p>Chipotle Mexican Grill Fast-food chain offering Mexican fare. Merchant's Walk, 1281 Johnson Ferry Rd Phone: (678) 279-1604</p>	<p>Publix Super Market Woodlawn Point Shopping Center 1100 Johnson Ferry Rd Phone: (770) 509-2350</p>
<p>Starbucks at Target 1401 Johnson Ferry Rd Phone: 770-240-0005</p>	<p>Starbucks Woodlawn Shopping Center 1207 Johnson Ferry Rd Phone: 770-578-8009</p>
<p>Zaxby's Chicken Fingers & Buffalo Wings 750 Johnson Ferry Rd Casual chain for chicken finger platters Phone: 678-560-8100</p>	

Dress

Dress for all teams is casual. In fact, we encourage your team to adopt a fun and unique team identity which allows others to understand something about your team, your engineering experience, or your project. Think smart marketing! Remember to **HAVE FUN!**

Team Size

The maximum number of children on your team is 10. All members of your team must be between the ages of 9 and 14 years. For the upper limit, no student can be older than 14 years of age as of January 1 of the Challenge year. Your team will need to decide what two adults will be spending the day with the students. NOTE: At least one adult Coach is required to supervise the team at all times during the tournament.

Team Check-in

Team Check-in will be from 8:00 AM – 8:30 AM.

Coaches must submit the following for their teams to the Team Check-in Volunteers:

- **Team Roster:** Download your team roster from the Team Registration System, print a copy, and bring it to Team Check-in. Staple additional [FIRST® Consent and Release Forms](#) to the Team Roster for any team member or coach who does not have an electronic consent form on file. A *FIRST* Consent form is required for every team member, coach, and mentor who will be with the team during the competition day.
- **Team Information Sheet:** Please bring two completed copies of the [Team Information Sheet](#). Your team will deliver a copy of your Team Information Sheet to Team Check-in and to your judging panel when you attend your judging session. Judges use the sheets to learn about the teams, find out about their strengths, and use the information in the judge deliberation process. As teams fill out their Team Information Sheets they are highly encouraged to include an accurate team photo, ideally with members wearing their team shirts/outfits. Judges see a lot of teams throughout the day. An accurate photo allows judges to easily associate the unique qualities a team presents alongside a visual reminder of the team.

Your team will receive the following at Team Registration:

- **Team Packet:** Your team will be provided information about the tournament day, including a competition schedule, judging schedule, concession menu, Pit map, practice table schedule, and Sorting Center Mission Initial Position Tracking Form.

Pit Area

The Pit is where your team will spend most of the time. This is where you will work on your robot and programming. This is also the area where you can enjoy downtime with your team, get to know other teams, see their robots, and find out about their Projects. Your team will have access to:

- One cafeteria table
- At least 8 chairs
- Electricity – Bring an extension cord and a power strip, as your access point will consist of a single outlet/plug. A power strip will allow you to charge your robot and your laptop at the same time.

We recommend that you bring the following for your team to have in the Pit Area:

- A bin or large bags (like trash bags) to store personal belongings, like coats, under your table
- Your robot and all your robot supplies (attachments and additional building pieces)
- Your laptop computer and power cord
- An extension cord and power strip
- A box or small bin to carry your robot and attachments to and from the competition area
- A team display board
- A team banner or other team sign – to hang from your pit table and carry for Opening & Closing Ceremonies
- Games (there will be long periods of downtime – bring some small games that the team can play when things are slow)
- Items to share with other teams (optional) – At many tournaments, teams bring something little that says something about their team that they can share with other teams (ex. A team might pass out Kiss candies with a note to remind teams about the K.I.S.S. principle, “Keep It Simple, Silly.”) Or whatever else you would like to share that says something about your team, your school, your project, your robot, etc.

Some Pit Area Rules for you to keep in mind:

- Coaches should NEVER work on the robot, the attachments or the robot programming. In fact, coaches should refrain from handling the robot, attachments or the computer – save your internet surfing for another time. **NOTE: If your team encounters technical difficulty, let someone at the tournament know so that the officials at the event understand why a coach might need to handle a robot or work on the computer.**
- Remember to be Gracious Professionals when using the practice table:
 - Be mindful of your time and other teams' needs (In the event that another team has a crisis with their robot - robot repairs, loss of firmware, etc.- please be courteous and allow a team facing a crisis to use your practice time).
 - Reset the practice field for the next team
 - Make sure you check that you do not take a mission model from the practice field
 - Offer help to teams that may need it!

Coaches' Meeting

The Coaches' Meeting will be held in the **Competition Area at 8:30 AM**. At least one team coach should attend this meeting. Make sure that another coach or mentor is assisting the team to set up their Pit area during this time. At this meeting, your team's coach will have the opportunity to:

- Meet the Tournament Director
- Meet the Head Referee
- Understand the flow pattern through the competition area
- Ask judging-related questions
- Ask robot game questions
- Ask any other tournament-related questions

Judging

Team judging begins at 9:30 AM. Your team will spend 25 minutes with the panel of judges. You will have at least 15 minutes between judging/robot game sessions.

Only team members and 2 coaches will be allowed into the judging room. One team coach will be permitted to videotape the judging session; however, that adult should remain in designated areas. Nobody from the team should stand behind the judges. Coaches should be silent observers of the judging process and refrain from influencing the session in any way. If you choose to use a PowerPoint presentation, you will have to use your own computer. You will also need your own projector if you want to enlarge the presentation. The judging schedule is tight. You must be on time for your judging sessions or forfeit the session.

All cell phones (team members & coaches) must be silenced during the judging sessions.

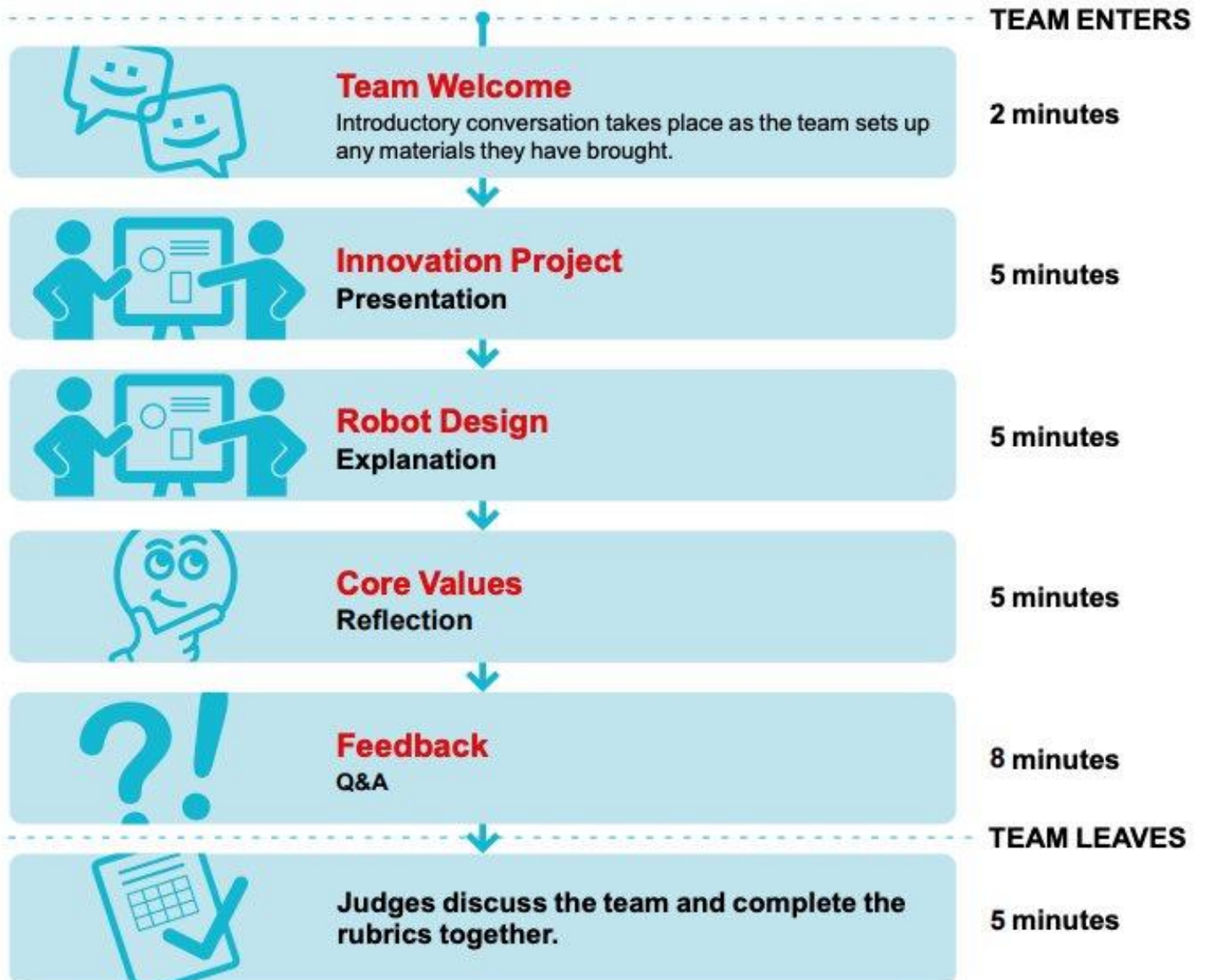
New this year, is that the team will have one 25-minute judging session instead of 3 individual judging sessions. This will provide more flexibility for your team to present. Below are the suggested time periods per subject, but these are only guidelines. It is up to the team how much time they spend on each element of the judging material.

Judging Session Flowchart

Teams should demonstrate Core Values in everything they do. The judges are excited to see how they show **teamwork, discovery, inclusion, innovation, impact,** and **fun** as they present their Innovation Project and Robot Design work.

This is the team's time to shine, so try to settle their nerves and encourage them. Please make sure they don't leave anything in the judging room, including any documentation, when they leave.

Times are only a guideline, teams might spend more or less time on a subject. It is up to them, but they are limited to 25 minutes in the room.





Team Information Packet 2021

The following outlines what you can expect in each of the judging sessions.

Robot Design Judging

Your team will have a suggested 5 minutes to deliver your Robot Design presentation. This presentation should explain why they designed their robot the way they did. The team should be prepared to present your **Robot Design Executive Summary** (as outlined in the Robot Design Executive Summary document)..

You must bring your robot, its manipulators, and a diagram or a printout of your programming to Judging!

Innovation Project Judging

Your team will have a suggested 5 minutes to deliver your Innovation Project presentation to the judges – this includes set-up time. This presentation should be rehearsed and polished. The judges will wait until your presentation is over to ask questions. Props and costumes are permitted, and judges will look for creativity in the presentation style. A standard 110v outlet will be available in the Judging Room for your AC powered devices.

Remember, to be eligible for a *FIRST* LEGO League Project award, your team needed to identify a problem relating to the theme, design an innovative solution to the problem you selected, and share your problem and solution with others.

Core Values Judging

Your team will have a suggested 5 minutes to demonstrate how the team reflected the Core Values throughout the season. **(New this year, you will NOT be given a surprise task to complete in front of the judges, so have a presentation planned.)** The judges will be looking for evidence of your team dynamics: How well does your team communicate? Do they respect each other? Do they incorporate each other's ideas into the solution? Does your team have leaders? Do they incorporate elements of Gracious Professionalism® in the way they communicate with each other?

The final 8 minutes are reserved for the judges to ask the team questions.

Opening Ceremony

Join us for the Opening Ceremony at **9:00 AM!** This is a fun celebration to open the tournament. The ceremony will include a Parade of Teams – bring your team banners or signs (if you have them) and your team spirit!

Spectators

The Robot Game is free and open to the public. The Robot Games will happen in the Dining Hall at Walton High School. The judging sessions are closed to the public and will be held in classrooms. Thank you for respecting this policy. Please remember to respect the Team Only areas – the competition floor area (the area where teams queue and compete) and the judging areas.

Robot Game

Your team is responsible for knowing and understanding the *FIRST*® LEGO® League Robot Game. All of the game documents can be found on the *FIRST* LEGO League website.

You are required to know the following for the robot competition: Field Setup, Rules, Missions, and Robot Game Updates.

Per Update 11: In order for the teams to keep track of what position the cargo container blocks are initially placed in the Sorting Center Mission #10, they will be asked by the referee if they have a preference as to the placement of the cargo containers. We will use the [Sorting Center Mission #10 Initial Position Tracking form](#) to track of the initial position of the cargo containers in the Sorting Center. This form will be included in your team packet when you check-in for the tournament. Please write in your team name and number on the form then give this form to the students that will be running your robot game. For each robot game, the students will give this form to the referee who will record the initial placement on the form and then give the student back this form. The team will need to bring this form back to each robot game so that no placement configuration is repeated.

Housekeeping: Please keep the Pit area clean and follow the Practice Table schedule. You can bring a small cart tray table to help organize the robot attachments or field elements during the competition day.

Coaches: Two coaches will be permitted to join the team on the competition floor, but you must stay behind the line with the team and refrain from actively directing the team during the game. Please do not touch or handle the robot or attachments during this time. Consider yourselves spectators with the best spot in the house to watch the game.

Your team will participate 5 times at the competition tables. Your first robot game will be your practice round. The purpose of the Practice Round is to give your team the opportunity to experience the queuing process, competition timing, and of course, to get rid of some of those nerves. This Practice Round is just that – a practice – and it does not count, even if this is the best score your team has at this tournament. Your Robot Performance score is the highest score your team achieves out of the four official rounds.

NOTE: Remote controls are not allowed anywhere at this tournament (This includes Smartphone applications that enable you to control your robot remotely). Bluetooth may not be used. Your team could be disqualified if you are found remotely controlling your robot anywhere during the competition or if your Bluetooth is enabled in the competition area!

Make sure you are ready to compete at least 10 minutes prior to your scheduled robot round. Remember to respect the referees and the other teams – and **HAVE FUN!**

Awards

The following awards will be presented at this tournament:

- Champion's Award
- Robot Design Award
- Core Values Award
- Innovation Project Award
- Robot Performance Award

Championship Advancement

Super-Regional advancement is posted to the Tournament Assignments page by the Wednesday after each Regional or once results have been received and verified. It is the responsibility of the coach to check the Assignments page to see if their team has advanced, no email will be sent until the host contacts the participating teams.

What is Gracious Professionalism®?

Gracious Professionalism® is part of the ethos of *FIRST*®. The idea and phrase are found throughout *FIRST*, but no one has been a stronger champion than *FIRST* National Advisor, Woodie Flowers.

“Gracious Professionalism is a way of doing things that encourages high-quality work, emphasizes the value of others, and respects individuals and the community. With Gracious Professionalism, fierce competition and mutual gain are not separate notions. Gracious Professionals learn and compete like crazy, but treat one another with respect and kindness in the process.”

We expect all team members, volunteers, coaches, and families to behave as Gracious Professionals.

Tournament Cancellation Policy

The Walton Regional qualifying tournament may be cancelled or delayed due to causes and conditions beyond the tournament organizers' control, including, but not limited to inclement weather, acts of nature, government restrictions, and/or any other cause beyond the tournament organizers' control. Please refer to local news and radio for current county advisories. If the event must be canceled, it will not be rescheduled, and advancement to the next level *FIRST* LEGO League Championship will be determined by lottery of teams registered for this event.

Competition Day Checklist

	Team Roster
	Team Information Sheets (2 copies)
	Robot, attachments, extra parts
	Fresh batteries/spare batteries/rechargeable battery charger
	Computer and battery (if available) and power cord
	USB download cable (Bluetooth use is NOT permitted at the tournament)
	Extension cord and power strip
	Box to carry robot to competition field
	Provisions for lunch
	Bin to hold personal and team items (coats, games, etc.) to fit under Pit table
	Project judging materials, props, and displays
	Core Values Poster
	Robot Design Executive Summary
	Graphics demonstrating programming strategy for Robot Design Judging
	Team games or activities for downtimes (optional)
	Team Banner or poster to carry for ceremonies or for Pit space (optional)
	Team Giveaways (optional)

FIRST®, the FIRST® logo, FIRST® Robotics Competition, FIRST® Tech Challenge, Cooperation®, and Gracious Professionalism® are registered trademarks of For Inspiration and Recognition of Science and Technology (FIRST®). LEGO® is a registered trademark of the LEGO Group. FIRST® LEGO® League and FIRST® LEGO® League Jr., are jointly held trademarks of FIRST and the LEGO Group. All other trademarks are the property of their respective owners.
© 2017 FIRST and LEGO Group. All rights reserved.